



ASSOCIATION OF INDEPENDENT  
COLLEGES OF ART + DESIGN

AICAD Art and Design Virtual Career Fair:  
**Candidate Information**

-----

Friday, April 16th from 12:00pm - 5:00pm (EDT)

# Agenda

- What is AICAD and the Virtual Fair?
- Candidate Onboarding - How to sign up
- Registering/Setting-Up Meetings & Interviews with Employers
- Day of Virtual Fair
- Days after Virtual Fair
- Marketing Materials
- Video Resources:
  - **Student Profiles**
  - **Student Day-Of Video**

# What is AICAD and the Virtual Fair?

The Association of Independent Colleges of Art and Design (AICAD) is a non-profit consortium of 36 art and design schools in the United States and Canada. All AICAD member institutions have a curriculum with full liberal arts and sciences requirements complementing studio work, and all are accredited to grant Bachelor of Fine Arts and/or Master of Fine Arts degrees.

# What is AICAD and the Virtual Fair?

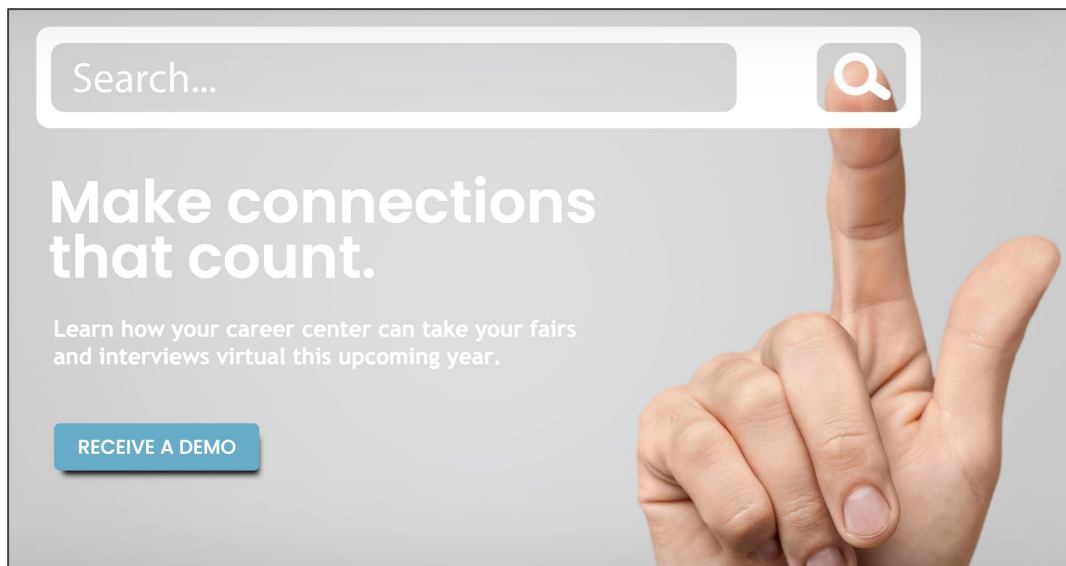
The **Art & Design Virtual Career Fair**, will allow you to connect with employers and organizations across the country. Participating employers and organizations, will be meeting with students and alumni from 21 AICAD schools.

During the fair you will be able to share your resume and portfolio with employers using video chat and screen share.

Participants will include graduates of BFA and MFA programs from the classes of 2020, 2021, and 2022 (juniors, seniors, graduate students and recent grads).

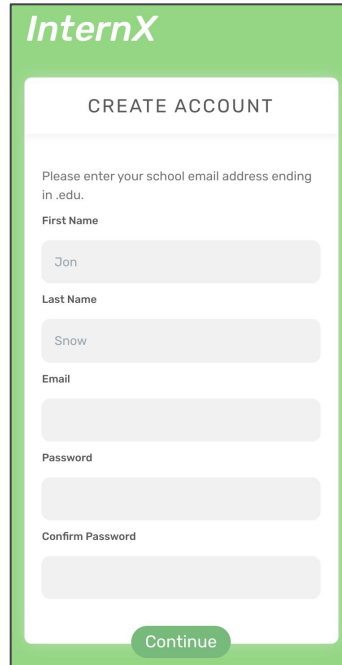
# Candidate Onboarding: How to Sign-Up

The **Art & Design Virtual Career Fair** will be held using **The InternX** on Friday, April 16th at 9:00am - 2:00pm(PDT)/ 12:00pm - 5:00pm(EDT).



# Candidate Onboarding: How to Sign Up

To get started, simply sign up and create your profile in InternX!



The image shows a mobile application interface for creating an account. At the top, the 'InternX' logo is displayed in white on a green background. Below the logo, the text 'CREATE ACCOUNT' is centered. A message prompts the user to enter a school email address ending in '.edu.'. The form includes input fields for 'First Name' (containing 'Jon'), 'Last Name' (containing 'Snow'), 'Email', 'Password', and 'Confirm Password'. A green 'Continue' button is located at the bottom of the form.

**InternX**

CREATE ACCOUNT

Please enter your school email address ending in .edu.

**First Name**

Jon

**Last Name**

Snow

**Email**

**Password**

**Confirm Password**

Continue

# Candidate Onboarding: How to Sign Up

## CREATE ACCOUNT

You're eligible for an account with InternX!  
Submit the form below to complete sign up.

**Ethnicity** optional

Choose One

**Gender** optional

Choose One

**Phone**

123-456-7890

**Select University**

Type something to search...

**Select Major**

**Degree Level**

Choose one

**GPA** optional

Enter a GPA

**Degree Start Date**

02/12/2021

**Degree End Date**

02/12/2021

**Where are you from?** optional

Where are you from?

**Are you permanently authorized to work in the US?**

optional

Choose one

**Will you now or in the future require sponsorship for employment-based visa status?**

Choose one

Do you have a security clearance?

I have read, understand, and agree to be bound by the [InternX Terms of Use](#) and [Privacy Policy](#).

You agree that InternX may collect, use and disclose your personal data which you have provided in this form, for providing marketing material that you have agreed to receive.

# Candidate Onboarding: How to Sign-Up

## COMPANY PREFERENCES

**Regions** optional

Choose One

**Select industries** optional

Type something to search...

**Company Sizes** optional

Choose One

**Select student roles** optional


Type something to search...

**Avatar**

Choose file...

**Resume**

Choose file...



Display your profile to recruiters. Uncheck this box if you would like to hide your profile from recruiters.

Would you like to see InternX at your fall career fair? (Perks include: No more waiting in lines, companies apply to you, and you see the types of students that employers want.)



# Candidates: Setting-Up Meetings & Interviews

- Employers will have the opportunity to preselect candidates for meetings on **Wednesday, March 31st**, so plan to register and get your profile set up before this date.
- Scheduling will open for candidates to set-up a Meeting/Interview, with companies/organizations on **Friday, April 9th**.

## DIRECTIONS:

1. Sign-up for The InternX Platform
2. Register for the AICAD Art and Design Virtual Career Fair
3. Click on the event in your Career Fairs tab, and then click on Companies at the top.
4. Head to the company/organization scheduling tab, and select a time slot that works best for your schedule

**Meetings Are First Come, First Serve**

# Day of Virtual Fair

Here are some best practices to help you prepare for a successful fair:

- Ensure you have the right setup to support session audio and video.
- Use the right browser (Chrome, Firefox)
- Complete your profile
- Upload a resume to your profile, if you haven't already!

# Employer Registration List

- Employer registration list is available to Students/Alumni/Colleges-Universities on The Intern X platform on April 9th
- For list log-into [The Intern X](#)

# Days after Virtual Fair

Once the fair has wrapped up, you can follow up with employers via:

- Following their company profile.
- Message employers you met with or respond to their messages.
- Apply for active jobs that interest you.
- Participate in upcoming employer events that interest you.
- Connect with employers you spoke with through LinkedIn.
- Attend any additional sessions or events that could help you stay connected and build out your network.

# Video Resources

- Candidate Profiles: [HERE](#)
- Candidate Day-Of Video [HERE](#)



**APRIL 16**  
**12-5 PM EST**

# AICAD ART & DESIGN VIRTUAL CAREER FAIR

**HOSTED BY INTERNX**

InternX is hosting the AICAD Art & Design Virtual Career Fair on April 16th. This event will streamline the networking process for students & allows them to pre-schedule meetings to speak with recruiters. Click [this link](#) for further event details.

## **4 Easy Steps to Get Started**

- 1) **Sign up on InternX** & click "register" in the [Fairs tab](#).
- 2) **Explore companies** that will be at the event.
- 3) **Send messages to employers** on the job board if you want to express personalized interest.
- 4) **Select the times that fit your schedule.** Employers will send you virtual fair meeting invites, or you can pre-schedule meetings yourself when open scheduling begins on April 9th at 1 PM EST.